


GRATITUDE YACHTING CENTER

Proudly Presents  
**FEELING**

Yachts  
by  
**KIRIE**



FEELING

GRATITUDE YACHTING CENTER

Upper Bay

5990 Lawton Avenue • Rock Hall, MD 21661 • 410-639-7111

Lower Bay

Route 33 • P.O. Box 969 • Deltaville, VA 23043 • 804-776-7056

**K**IRIE YACHTS has been producing quality pleasure sailboats since 1912. More than 80 years of experience are reflected in each KIRIE yacht. Built to satisfy those who love their cruising, KIRIE offers spacious accommodations ideal for extended offshore passages or comfortable living alongside the dock.

Designed by the likes of Ron Holland, Philippe Harle, Alain Mortain and Gilles Vaton these yachts provide impeccable performance coupled with a standard of excellence in design and construction that represent real value in this day and age.

Combining respect for traditional techniques and the most advanced modern technologies in fiberglass production, KIRIE represents the epitome of French craftsmanship. From the clean modern hull and deck lines to the opulent interior featuring lavish use of hand-worked varnished elm, KIRIE provides a warm and luxurious atmosphere.

KIRIE produces quality yachts from 28 to 55 feet. Many of the models are available in a unique beachable shoal draft for those who prefer a quiet, secluded anchorage. The 416DI draws only two and one half feet with keel raised yet does not sacrifice performance. These boats sail.

Well known throughout the world, KIRIE Yachts are also well established in the Mediterranean and Caribbean charter markets where their enduring quality and sailing performance keep charter guests coming back year after year.

*Factory support to North American sailors for after sales service is coordinated through  
KIRIE GRATITUDE.*





### KIRIE FEELING 286

LOA: 29'7"

LOW: 24'4"

BEAM: 10'0"

DRAFT: shoal: 3'8" / deep: 5'6"

DISPLACEMENT: shoal: 6,613 lbs / deep: 6,393 lbs

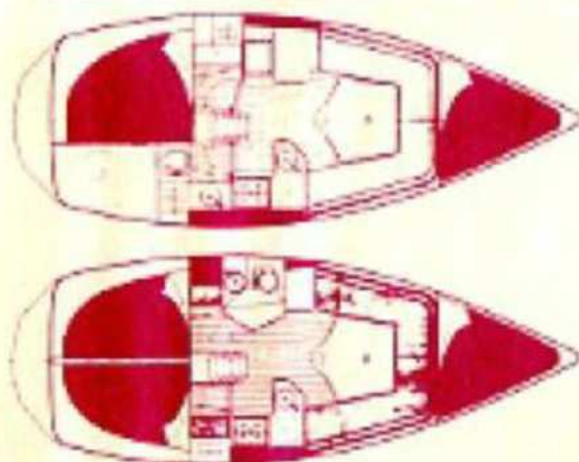
BALLAST: shoal: 1962 / deep: 1742

SAIL AREA: 463 sq. ft.

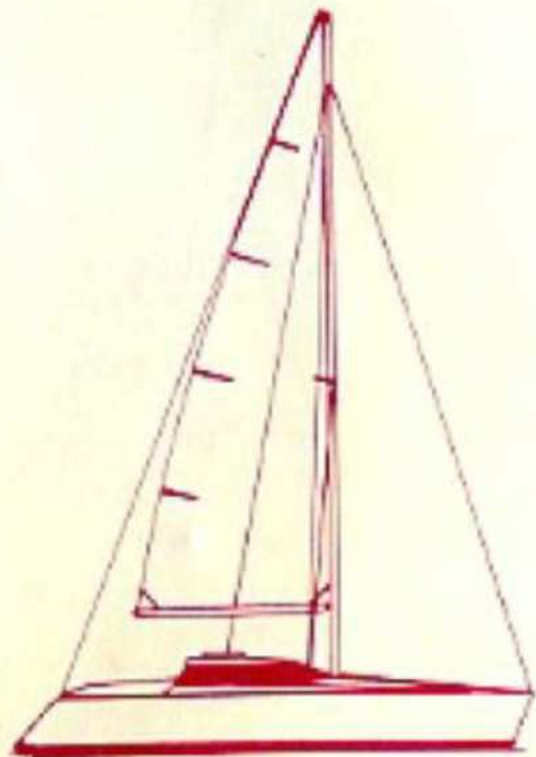
FRESH WATER CAPACITY: 25 gallons

FUEL CAPACITY: 8 gallons

YANMAR — 18 HP



The 286 is a great family cruiser that provides real thrills around the buoys as well as real comfort at anchor. She has a bright, wide open interior that is well ventilated. There is a large owner's cabin aft and a double berth forward. The 286 is also available with twin aft cabins. The wing keeled shoal draft model draws only 3'9".



---

**KIRIE FEELING 29 DI**

---

LOA: 28'4"

LOW: 24'6"

BEAM: 10'2" DRAFT: lift keel: 2'3" / 5'9"

DISPLACEMENT: 2,716 lbs

BALLAST lift: 1,535 lbs

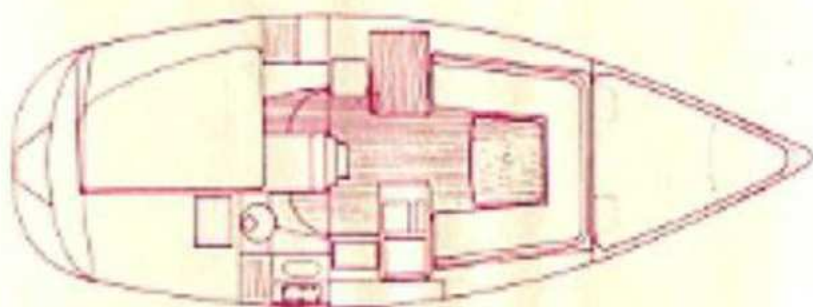
SAIL AREA: 474 sq. ft.

FRESH WATER CAPACITY: 25 gallons

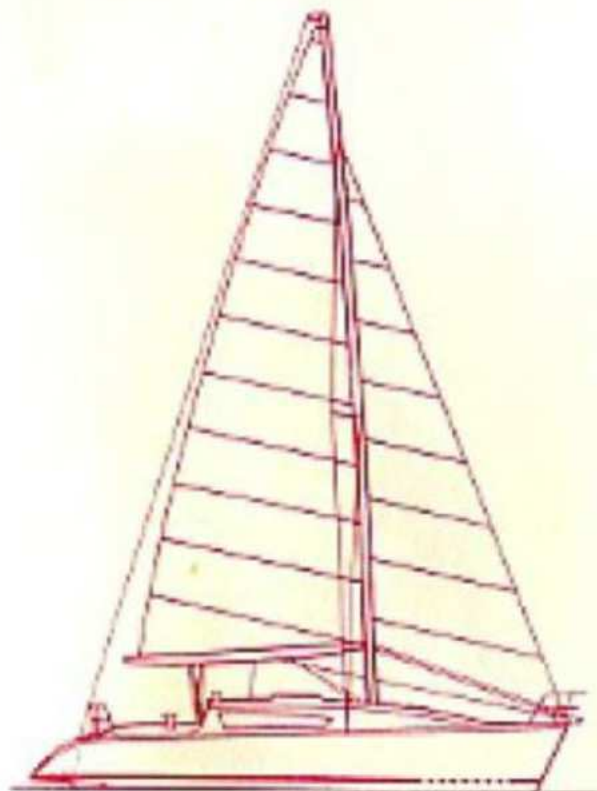
FUEL CAPACITY: 8 gallons

YANMAR — 18 HP

---



This is truly a shoal draft boat with a centerboard that draws only 2'4" up. Protection and ballast are incorporated with cast iron stabilizing fins either side of the central fin and fitted into the ballast plate that is faired into the hull molding. As a result, the 29 is beachable, well balanced, fast and stable. A rich elm interior, good ventilation and a swim platform complement the fine performance.



#### KIRIE FEELING 316 RACING

LOA: 31'0"    LOW: 24'5"    BEAM: 10'9"

DRAFT: fin keel: 5'6"

DISPLACEMENT: 7,055 lbs

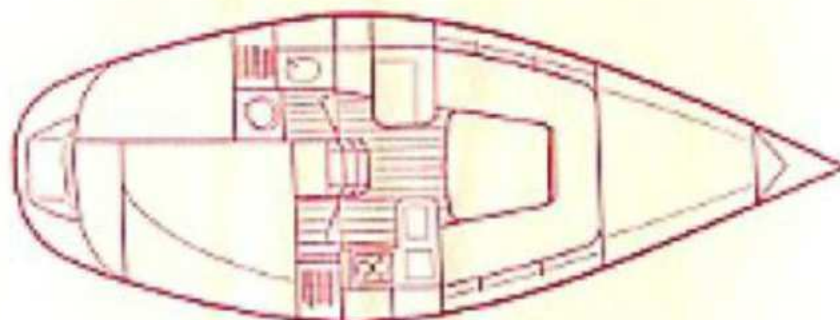
BALLAST: 2,315 lbs

SAIL AREA: 555 sq. ft.

FRESH WATER CAPACITY: 14 gallons

FUEL CAPACITY: 26 gallons

YANMAR — 18 HP



The 316 is a departure from the rest of the Kirie line. It is built with "speed" as it's primary purpose, yet it has full accommodations below deck for that occasional summer cruise or overnight races. This yacht, designed by Philippe Briand, is built to the same high standards as all Kiries. With their continuing involvement in BOC racing, it is no wonder they have built a high performance yacht.





### KIRIE FEELING 326 & 326 DI

LOA: 32'0" LOW: 26'7" BEAM: 11'1"

DRAFT: lift keel: 2'1" / 5'3" fin keel: shoal: 4'3" / deep: 5'3"

DISPLACEMENT: shoal: 8,400 lbs / deep: 8,047 lbs / lift: 8,378 lbs

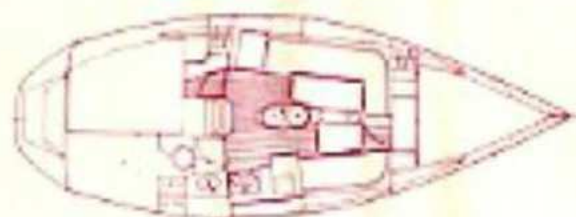
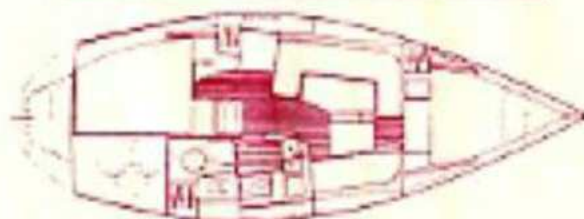
BALLAST: shoal: 3,131 lbs / deep: 2,778 lbs / lift: 3,417 lbs

SAIL AREA: 587 sq. ft.

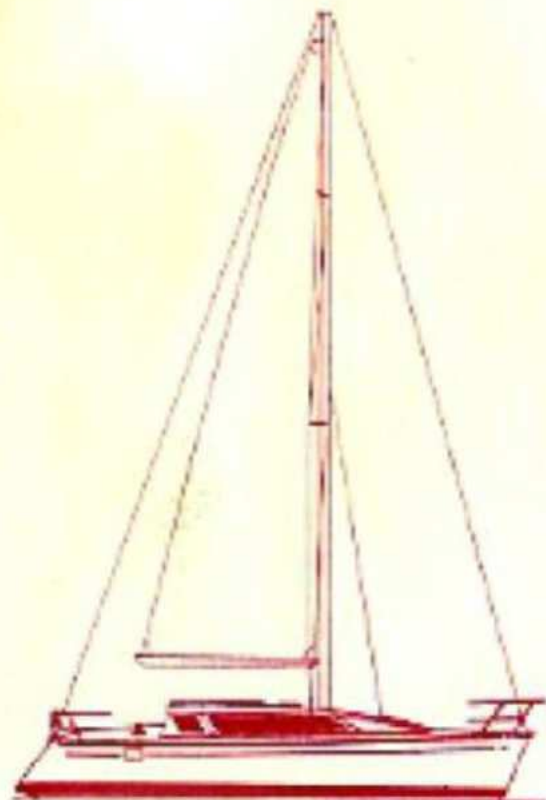
FRESH WATER CAPACITY: 37 gallons

FUEL CAPACITY: 26 gallons

YANMAR — 27 HP



Available as either a centerboard similar to the 29DI drawing only 2'1" or a fin that is available in shoal and standard versions. Entertaining is easy on the 326 with privacy doors leading to forward and aft (1-owner, 2-chatter) cabins and head. hot and cold pressure water is standard. The head has a shower. The 326 is a comfortable boat for the larger family or the couple who entertains.



---

### KIRIE FEELING 346 & 346 DI

---

LOA: 34'1"    LWL: 28'5"    BEAM: 11'4"

DRAFT: lift keel: 2'4" / 6'7"    deep: 6'1"

DISPLACEMENT: deep: 9,700 lbs / lift: 10,803 lbs

BALLAST: fin: 3,175 lbs / lift: 3,990 lbs

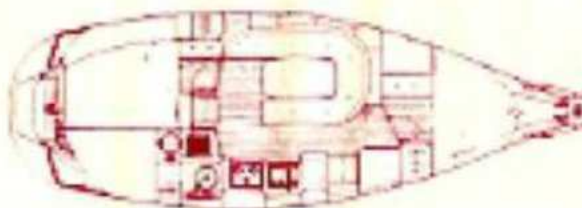
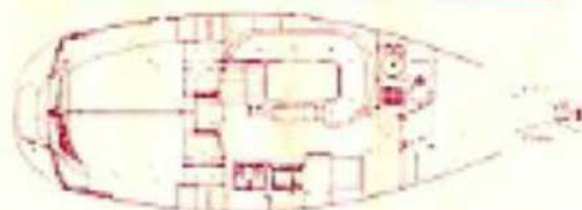
SAIL AREA: 691 sq. ft.

FRESH WATER CAPACITY: 50 gallons

FUEL CAPACITY: 20 gallons

YANMAR — 27 HP

---



This model is also available as either a centerboard (DI) or a fin keel. It can also be fitted with either a wheel or a tiller. The 346's prime purpose can be aimed at either club racing or family cruising. It will meet your needs. You can order either a two- or three-cabin version. Main saloon table drops to form double berth. The 346 can do it all.



### **KIRIE FEELING 1090**

LOA: 36'5"    LW: 28'9"    BEAM: 11'8"

DRAFT: fin keel: shoal: 4'6" / deep: 5'9"

DISPLACEMENT: shoal: 12,235 lbs / deep: 11,905 lbs

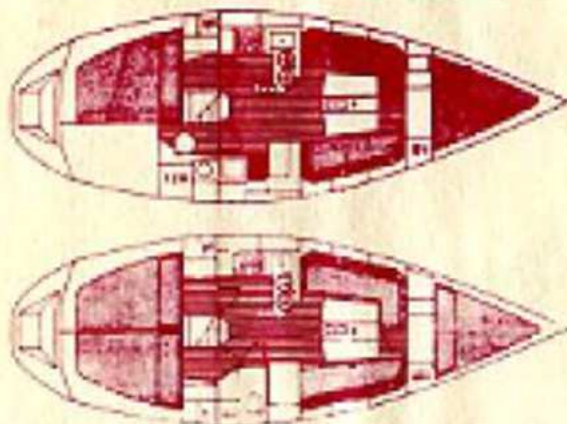
BALLAST: shoal: 4,740 lbs / deep: 4,409 lbs

SAIL AREA: 764 sq. ft.

FRESH WATER CAPACITY: 60 gallons

FUEL CAPACITY: 30 gallons

YANMAR — 27 HP



This is available as a fin keel. It has a big, powerful double spreader rig, a deck that allows easy movement as well as sunbathing. The interior's teak and holly sole, elm furnishings and luxurious fabrics are elegant. The cabins are both well lit and ventilated. Like all Kiries, she is an exceptional and a fine cruiser.





# **KIRIE FEELING 416 & 416 DI**

LOA: 41'3" LOW: 32'2" BEAM: 13'8"

DRAFT: lift keel: 2'6"/6'11" / fin keel: 6'4"

DISPLACEMENT: DI: 18,519 lbs / fin: 16,535 lbs

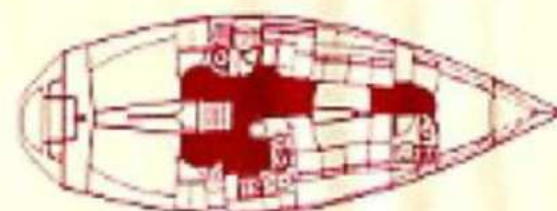
BALLAST: DI: 5,291 lbs / fin: 5,070 lbs

SAIL AREA: 906 sq. ft.

FRESH WATER CAPACITY: 103 gallons

FUEL CAPACITY: 66 gallons

YANMAR — 50 HP



This model is available as either a lifting keel, (DI) 2 1/2' draft, or a fin keel version to accommodate the gunkholer as well as the racing enthusiast. This yacht has a large, commodious salon, galley and cockpit with 3- or 4-cabin layouts. The interior is light and well ventilated. Complete with much standard equipment: cold-plate refrigeration, windlass, etc.




---

### KIRIE FEELING 446

---

LOA: 45'3"      LWL: 35'3"

---

BEAM: 14'6"      DRAFT: shoal: 5'3" / deep: 6'7"

---

DISPLACEMENT: shoal: 21,164 lbs / deep: 20,944 lbs lbs

---

BALLAST: shoal: 5,952 lbs / deep: 5,732 lbs

---

SAIL AREA: 1018 sq. ft.

---

FRESH WATER CAPACITY: 145 gallons

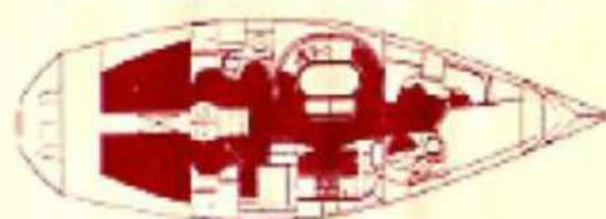
---

FUEL CAPACITY: 75 gallons

---

YANMAR — 50 HP

---



Available as a standard or shoal draft fin keel with either a 3 or 4 cabin interior. The 4 cabin version has 2 pullman berths in a cabin aft of the vee berth. Anchor windlass, self tailing winches, lines led aft, roller furling headsail and Yanmar 50 hp diesel makes this big yacht easy to handle.



---

**KIRIE FEELING 486**

---

LOA: 47'6"    LW: 35'3"    BEAM: 14'6"

DRAFT: shoal: 5'3" / deep: 6'7"

DISPLACEMENT: shoal: 22,220 lbs / deep: 22,000 lbs

BALLAST: shoal: 5,952 lbs / deep: 5,732 lbs

SAIL AREA: 961 sq. ft.

FRESH WATER CAPACITY: 200 gallons

FUEL CAPACITY: 68 gallons

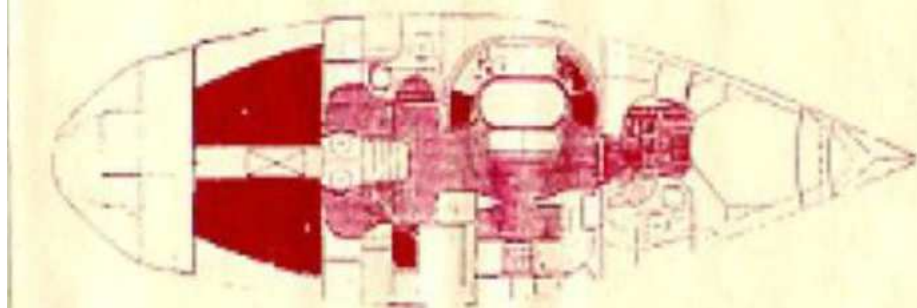
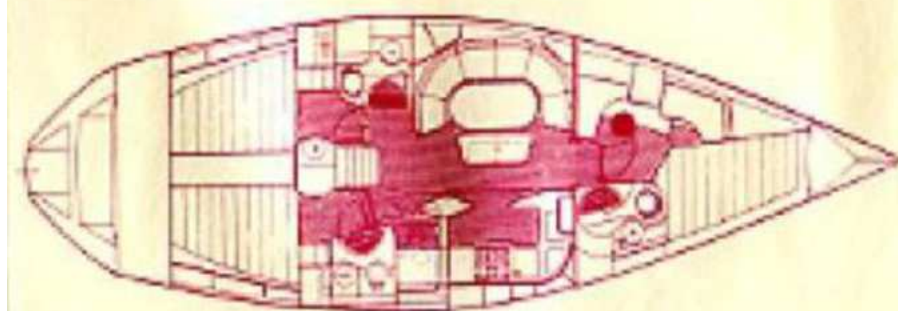
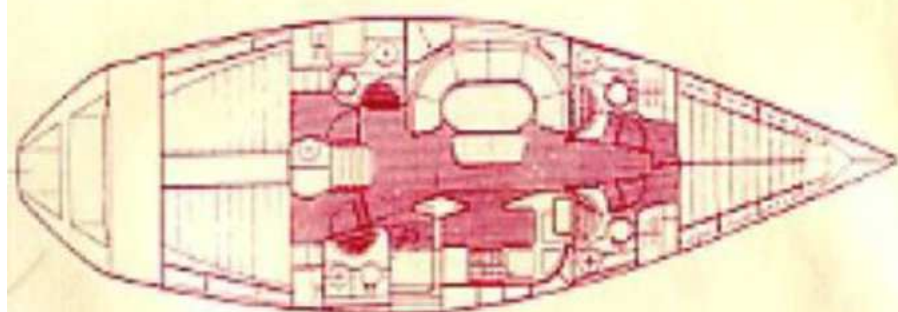
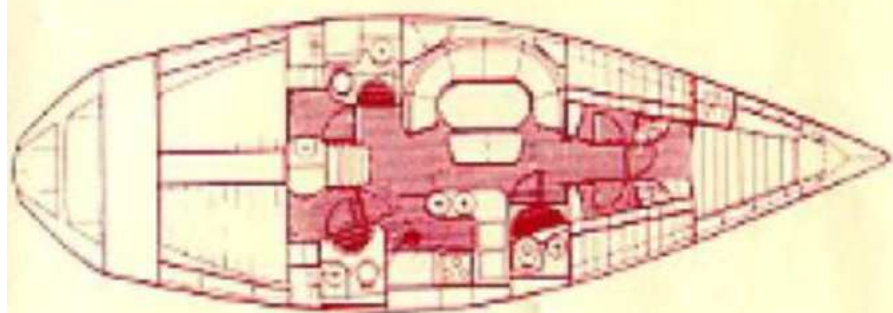
YANMAR — 62 HP

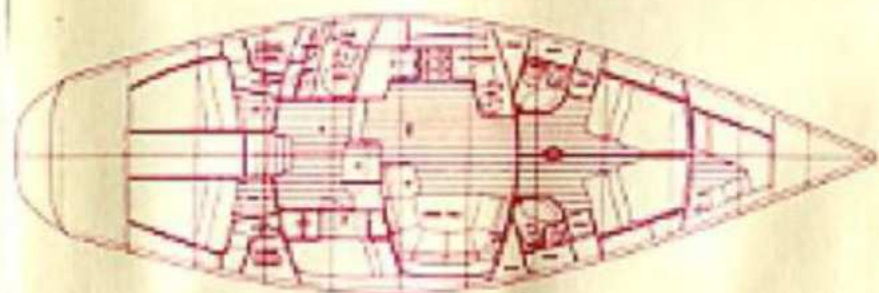
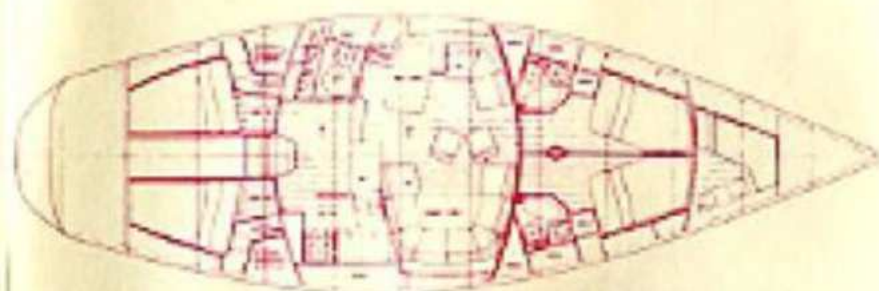
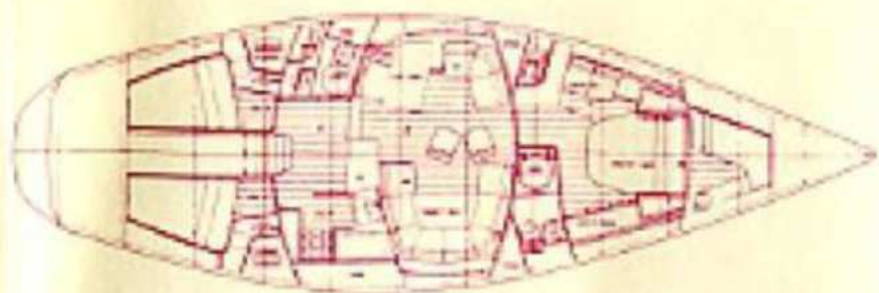
---

This is possibly the best value in the line. The 486 has a fin keel with 3, 4, and 5 cabin interiors. Like all Kiries, this yacht is light and open with great ventilation. The elm furnishings are elegant and combined with the rich fabrics make for a very cozy home. The hull configuration, the Yanmar diesel, the deck layout and sail handling equipment make the 486 very maneuverable and easy to handle.



KIRIE FEELING 486





---

### KIRIE FEELING 546

---

LOA: 55'5"    LW: 43'0"    BEAM: 17'1"

---

DRAFT: shoal: 6'7" / deep: 8'8"

---

DISPLACEMENT: 39,683 lbs

---

BALLAST: 12,677 lbs

---

SAIL AREA: 1591 sq. ft.

---

FRESH WATER CAPACITY: 264 gallons

---

FUEL CAPACITY: 168 gallons

---

YANMAR — 110 HP

---

The Kirie flagship, designed by Ron Holland and Andrew Winch, is a most impressive yacht in performance and comfort. To say that it is elegant is an understatement. Available in 3, 4 or 5 cabins, the 546 can be designed to fit your particular needs. It has dual port and starboard steering, 110 hp Yanmar diesel, and all of the sail handling equipment that you can imagine. (See front cover for sail illustration)